

**SAW-101**

**SAW-101**

**SAW-102**

**SAW-103**

**SAW-104**

**SAW-105**



**SAW-105**

**SAW-106**





**SAW-107**

The background of the page is a light-colored, marbled paper with a complex, organic pattern of veins in shades of grey and blue. The pattern resembles natural stone or aged parchment.

**SAW-108**



**SAW-108**



**SAW-109**

**SAW-109**

**SAW-110**

**SAW-111**

**SAW-112**



**SAW-113**

**SAW-114**



**SAW-114**



**SAW-115**



**SAW-116**



**SAW-117**



**SAW-117**



**SAW-118**





**SAW-119**

A large sheet of white material with a marbled pattern, possibly a decorative surface or a type of paper. The pattern consists of irregular, wavy lines in shades of light green and grey, creating a natural, stone-like appearance. The material is shown from a slightly elevated angle, revealing its thickness and the way it reflects light. The background is dark and out of focus, suggesting an industrial or workshop setting.

**SAW-120**

**SAW-121**

MADE IN CHINA  
**PVC MARBLE**  
PVC MARBLE  
MADE IN CHINA

MADE IN CHINA  
**PVC MARBLE**  
PVC MARBLE  
MADE IN CHINA

**SAW-122**



**SAW-123**

MADE IN CHINA  
MADE IN CHINA  
**PVC MARBLE**

**PVC MARBLE**  
MADE IN CHINA  
MADE IN CHINA

**PVC MARBLE**

**PVC MARBLE**  
MADE IN CHINA

**SAW-124**



**SAW-124**



**SAW-124-2**





**SAW-125**



**SAW-127**



**SAW-128**

8037

**SAW-129**



**SAW-131**




**SAW-132**

SAW-132  
1000 x 1000  
1000 x 1000

SAW-132-Y3  
=

SAW-132-Y3



SAW-132-Y4

SAW-132-Y4



**SAW-133**



**SAW-134**



**SAW-135**

**SAW-136**




**SAW-137**



**SAW-138**



**SAW-139**



**SAW-140**





**SAW-141**




**SAW-142**



**SAW-143**



**SAW-144**



**SAW-145**



**SAW-146**



2015

**SAW-147**

SAW-148-Y5

SAW-148-Y5



SAW-149-Y5

SAW-149-Y5

SAW-150-Y5

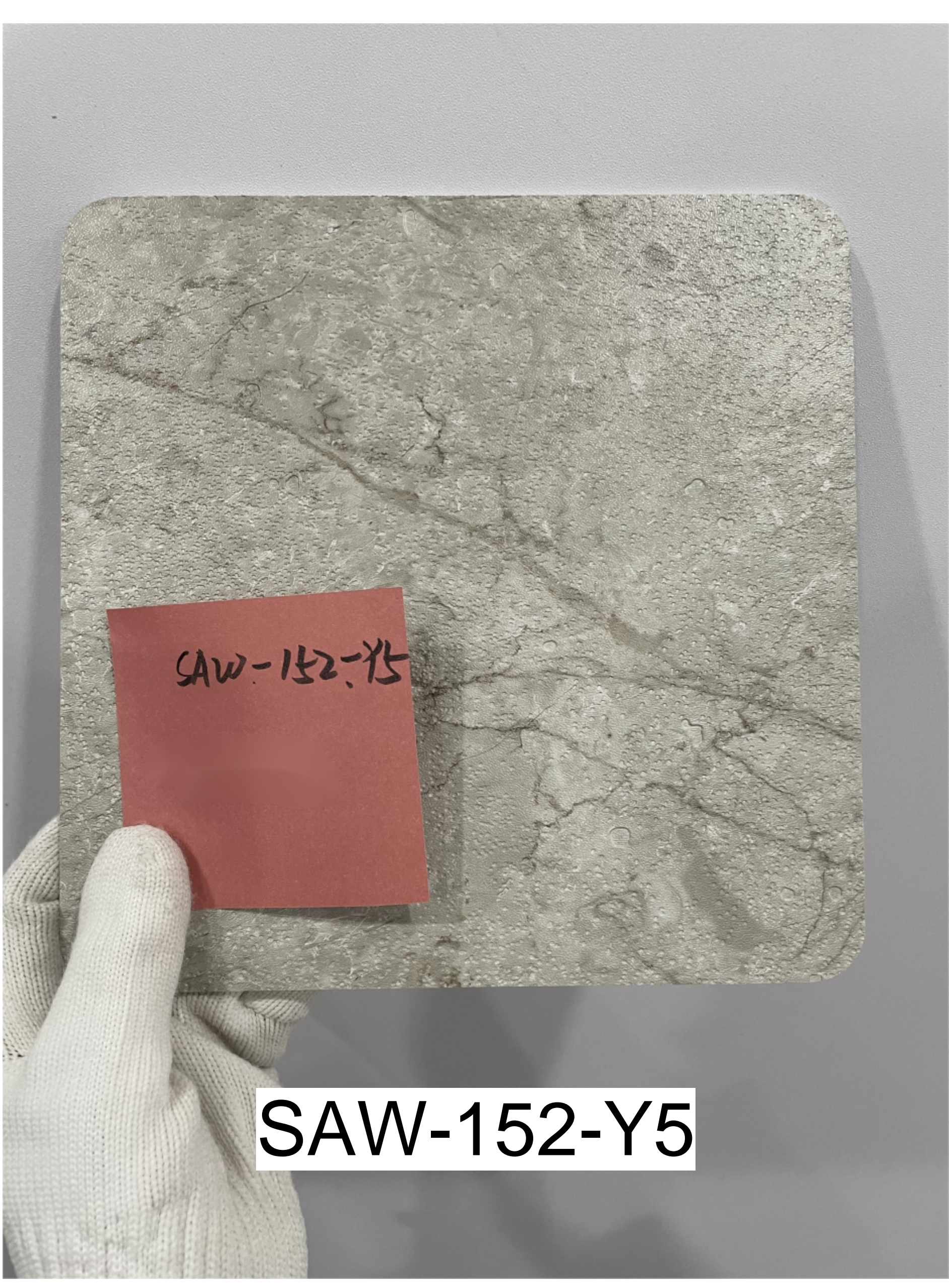
**SAW-150-Y5**

SAW-151-Y3

SAW-151-Y3


SAW-151-Y4.

**SAW-151-Y4**

A photograph showing a close-up of a textured, light-colored surface, possibly a piece of paper or fabric, with a red label attached. A gloved hand is visible in the bottom left corner, holding the label. The label has the handwritten text "SAW-152-Y5".

SAW-152-Y5

**SAW-152-Y5**

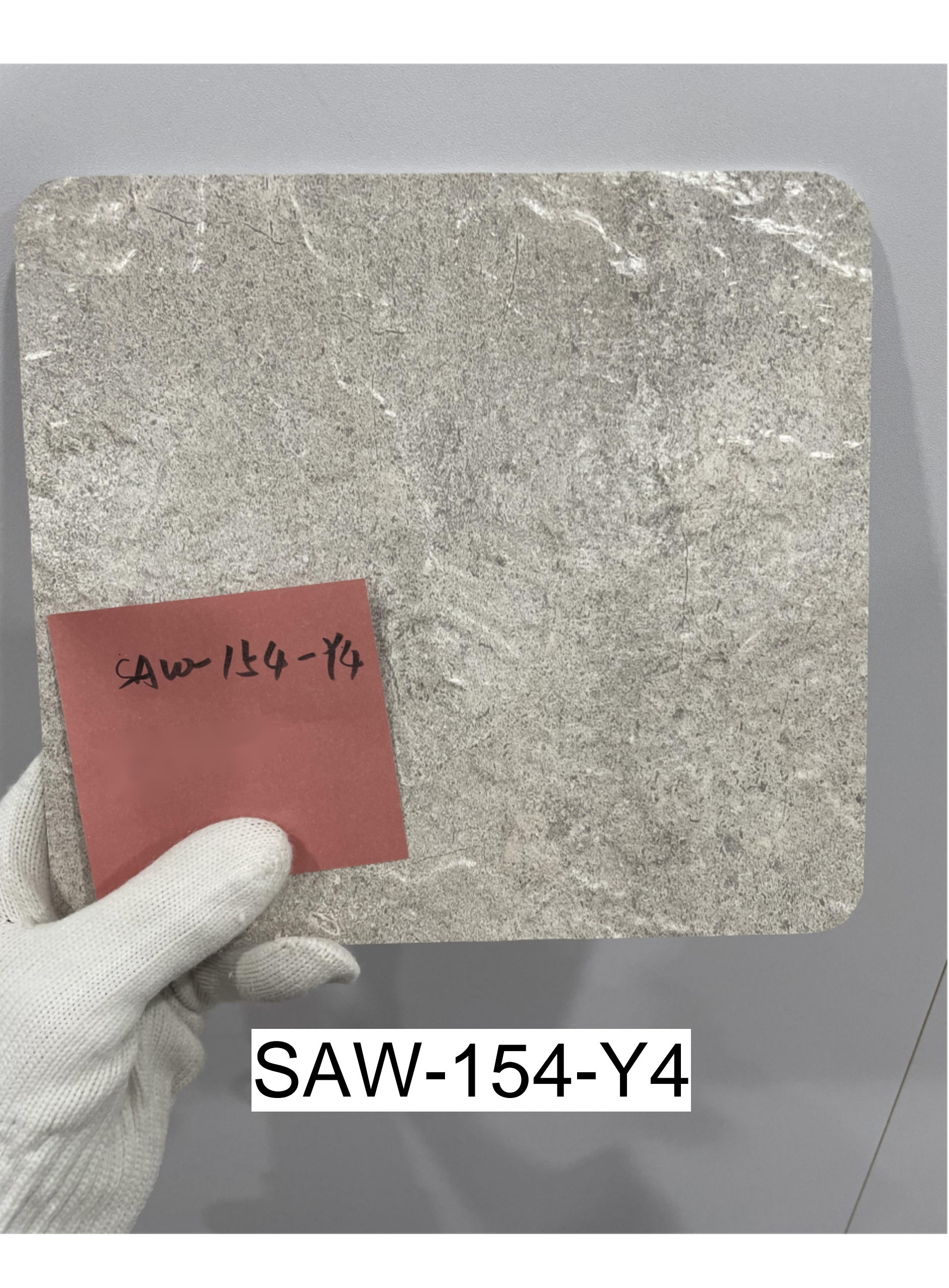


SAW-153-Y3

**SAW-153-Y3**

SAW-154-Y3.

SAW-154-Y3

A gloved hand is holding a small red card with handwritten text. The card is positioned against a larger, textured grey surface. The text on the card is 'SAW-154-Y4'.

SAW-154-Y4

**SAW-154-Y4**

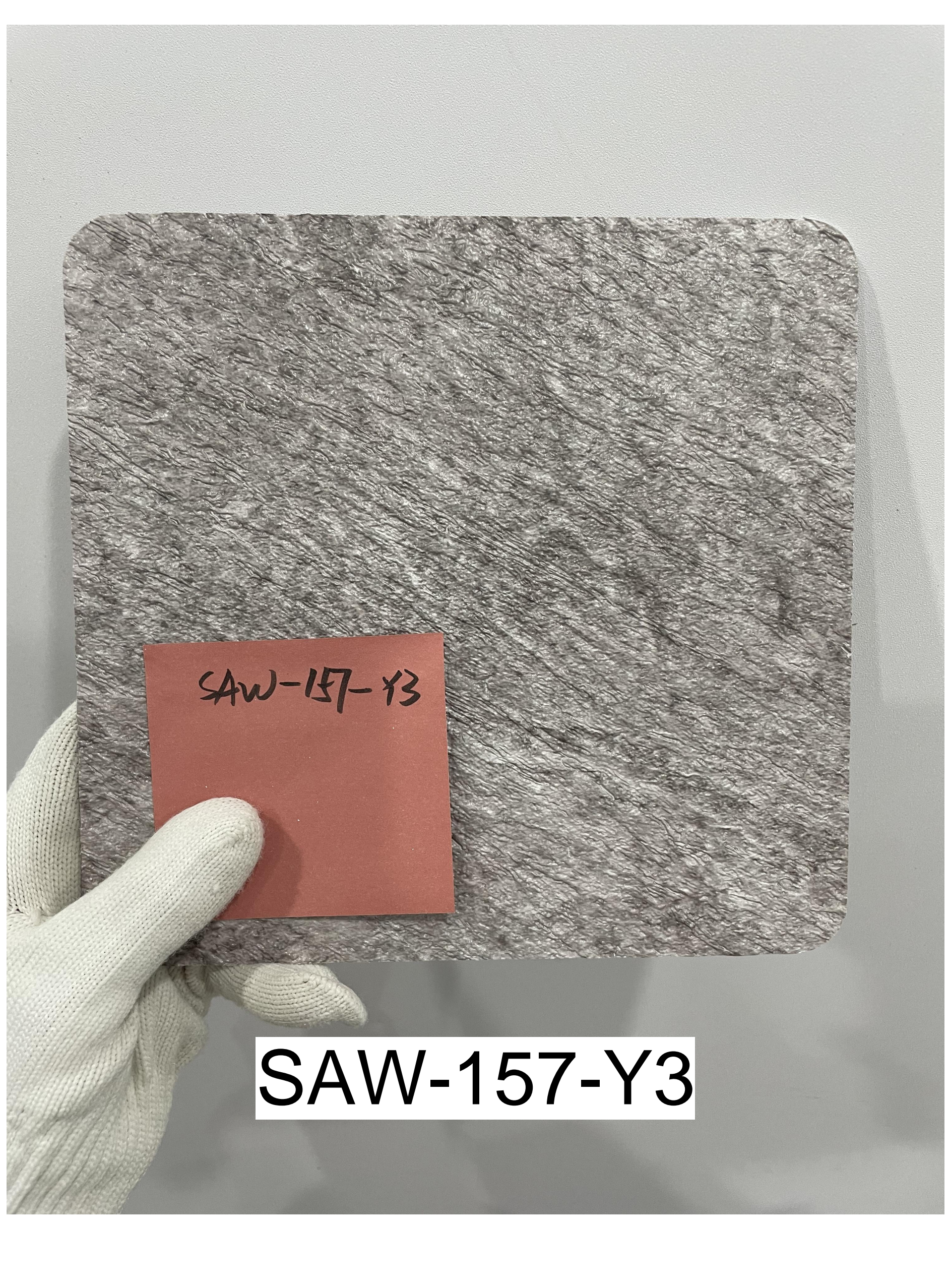


SAW-155-Y4

**SAW-155-Y4**

SAW-~~156~~-Y3  
156

SAW-156-Y3


A hand wearing a white knitted glove holds a rectangular piece of grey, fibrous, textured material. A small red rectangular label is attached to the lower-left corner of the material. The label has the handwritten text "SAW-157-Y3" in black ink. The background is a plain, light grey surface.

SAW-157-Y3

**SAW-157-Y3**

SAW-157-Y4.

**SAW-157-Y4**

A photograph of a grey, textured material sample, possibly a rock or mineral specimen, with a red label and a white text overlay. The label is a small red square with the handwritten text "SAW-158-Y5." in black ink. A white text box at the bottom of the image contains the text "SAW-158-Y5" in bold black font. A gloved hand is visible on the left side, holding the sample.

SAW-158-Y5.

**SAW-158-Y5**

SAW-159-Y3.

SAW-159-Y3


SAW-159-Y4

SAW-159-Y4

SAW-160-Y5

**SAW-160-Y5**



A photograph showing a dark, fibrous material sample, possibly a wood chip or mulch, held in a white knitted glove. A red label with handwritten text is attached to the sample. The background is a plain, light-colored surface.

SAW-161-Y3


SAW-161-Y3

SAW-162-Y3

SAW-162-Y3

SAW-162-Y4.

**SAW-162-Y4**



SAW-163-Y3

SAW-163-Y3

SAW-164-Y3

SAW-164-Y3

SAW-164-Y4

SAW-164-Y4

A photograph of a rock sample with a red label. The rock is light-colored with a fibrous texture and some yellowish staining. A red label with the handwritten text "SAW-165-Y3" is held against the rock. A gloved hand is visible at the bottom left. A white box with the printed text "SAW-165-Y3" is at the bottom center.

SAW-165-Y3

SAW-165-Y3

SAW-165-Y4

SAW-165-Y4





**SAW-166**



**SAW-167**



**SAW-168**